

**The information contained in this document
is intended for healthcare professionals only.**

Upper Extremity System

Solar



The Solar[®] Total Shoulder System...

Key Benefits:

- **Male trunnion humeral component more accurately recreates the anatomic center of rotation**
- **Patented, divergent peg glenoid takes advantage of greatest bone density in superior and inferior regions of the glenoid**
- **Unique dual radius head allows for independent sizing of head thickness and head diameter**

All humeral heads, glenoids and humeral components are completely interchangeable



The Solar® Total Shoulder provides a completely interchangeable, modular system which allows the surgeon the flexibility to achieve proper soft tissue tensioning and range of motion in either hemi or total arthroplasty procedures. Cement or press-fit fixation of the humeral component can be achieved while maximizing component selection.

- **Patented, most stable glenoid available***
- **Most user friendly instruments**

***Results on file at Stryker**

Stryker Solar[®] Total



System Overview and Design Rationale



Shoulder System

Humeral Components

The design of the Solar® humeral component was developed to accommodate a wide range of humeral anatomy. An extensive radiographic study was conducted from which the data was used to set the design parameters of components. These parameters included component stem length, proximal sizing, distal canal sizing, humeral head diameters, head height and the location of the anatomic center of rotation. The humeral components are manufactured from forged titanium alloy for superior strength and biocompatibility. The double wedge design of the proximal body offers an optimal geometry for both press-fit and cemented applications. Fins are placed laterally as well as in the anterior and posterior aspects of the proximal body to provide rotational stability and aid in fracture fixation. Long stem versions (200mm) are available for traumatic or revision indications.

- Proximal body has a roughened, grit blasted texture to aid in cement adhesion
- Distal end is polished for easy removal of the stem, if revision of a cemented component is required
- Proximal collar is minimized for easier access to the cement mantle in the event of a revision

Sizing Range of Humeral Components

| Catalog No. | Distal Diameter | Stem Length |
|-------------------|-----------------|-------------|
| 5351-4103 | 7mm | 115mm |
| 5351-4104 | 8mm | 120mm |
| 5351-4105 | 9mm | 120mm |
| 5351-4106 | 10mm | 125mm |
| 5351-4107 | 11mm | 125mm |
| 5351-4108 | 12mm | 130mm |
| 5351-4109 | 13mm | 130mm |
| 5351-4110 | 14mm | 135mm |
| 5351-4111 | 15mm | 135mm |
| 5351-4112 | 16mm | 140mm |
| 5351-4113 | 17mm | 140mm |
| LONG STEMS | | |
| 5351-4205 | 9mm | 200mm |
| 5351-4207 | 11mm | 200mm |
| 5351-4209 | 13mm | 200mm |





Glenoid Components

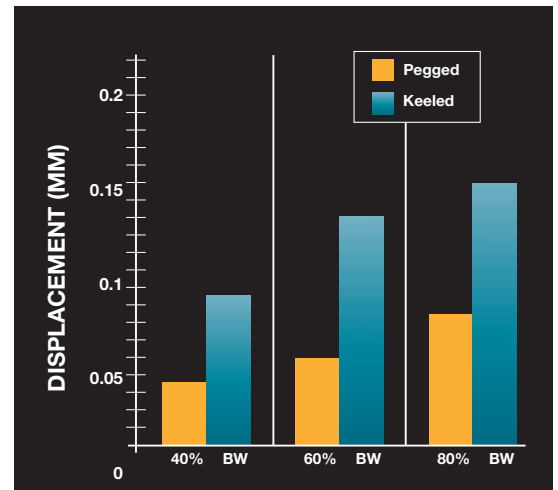

The Solar® glenoid component has been developed to address the issues of glenoid loosening and long term fixation. The components are manufactured from ultra-high molecular weight polyethylene (UHMWPE) and sized to provide anatomic curvature to the glenoid fossa. The patented angled inferior peg has been designed to resist the high superior loading forces which have a tendency to “rock out” the component as the humeral head translates through a range of motion.

The inferior angled peg, straight superior peg, and peg location are major factors that contribute to the stability of the Solar™ glenoid component. The peg design and locations take advantage of the greatest bone density in the superior and inferior aspects of the glenoid. They avoid the poorest bone quality region of the central glenoid. A keeled glenoid component with normalizations is also offered.

Sizing Range of Glenoid Components

| Catalog No. | Size | Thickness | Pegs |
|-------------|------|-----------|-------------------------------------|
| 5361-6105 | #5 | 4mm | 2 (superior/inferior) |
| 5361-6107 | #7 | 4mm | 2 (superior/inferior) |
| 5361-6109 | #9 | 4mm | 4 (2 superior/inferior, 2 central) |
| 5361-6111 | #11 | 4mm | 4 (2 superior/inferior, 2 central) |
| 5361-6205 | #5 | 4mm | Keeled Glenoid |
| 5361-6207 | #7 | 4mm | Keeled Glenoid |
| 5361-6209 | #9 | 4mm | Keeled Glenoid |
| 5361-6211 | #11 | 4mm | Keeled Glenoid |

The finite element analysis demonstrates that the pegged component produces a stress distribution in the surrounding bone more similar to the anatomic glenoid than a keeled device. The pegged design takes advantage of the distribution of the bone density by placing the pegs in the denser region of the glenoid providing more stability and less stress shielding.



Displacement of Glenoid in mm as a function of percent body weight.



Humeral Heads

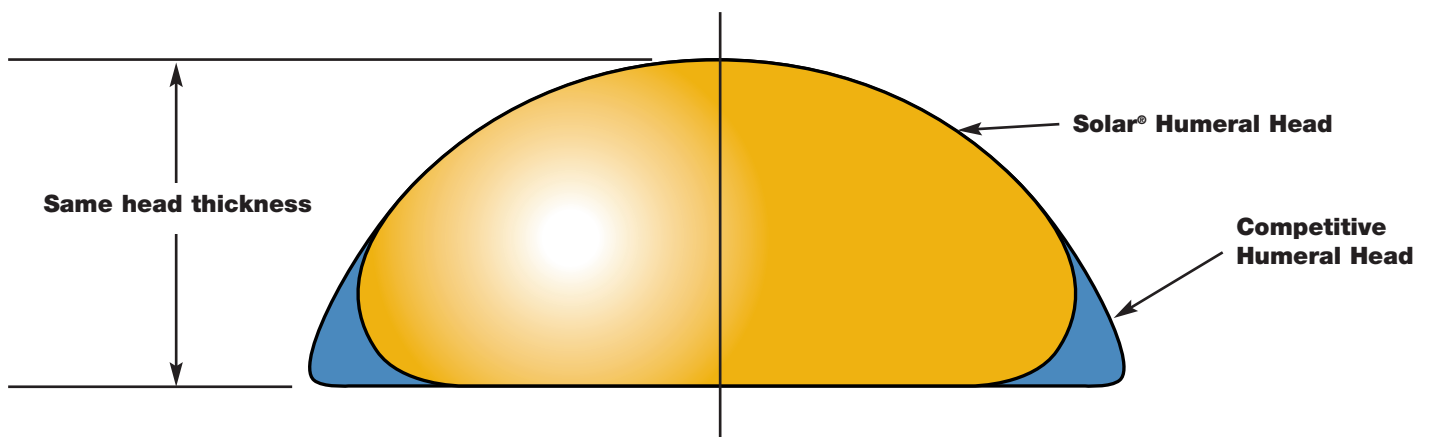
The Solar® humeral heads are manufactured from cobalt chromium alloy to minimize poly wear. The articulating spherical radius is constant throughout the size range.

Therefore, all humeral heads, glenoid components, and humeral components within the Solar® Total Shoulder System are completely interchangeable.

The heads also have a unique Dual Radius Design which allows for the independent sizing of head thickness and head diameter. For instance, a head thickness of 21mm is available to the surgeon in four diameters, 40, 45, 50, and 55mm. This allows the surgeon to balance the soft tissues in the neutral position with the proper translation, while still being able to select a diameter that will allow a good range of motion without overstuffing the joint space (less mass in the joint space). This reduced mass results in less stress in the surrounding soft tissues, allowing greater range of motion.

Sizing Range of Humeral Heads

| Catalog No. | Overall Diameter | Thicknesses/mm |
|-------------|------------------|--------------------|
| 5350-40XX | 40mm | 12, 15, 18, 21 |
| 5350-45XX | 45mm | 12, 15, 18, 21, 24 |
| 5350-50XX | 50mm | 15, 18, 21, 24, 28 |
| 5350-55XX | 55mm | 18, 21, 24, 28, 34 |



Competitive humeral heads have more mass for the same thickness as the Solar® humeral bearing heads. Greater mass at the rim of the head restricts the range of motion as it impinges on the glenoid.

Solar® Bipolar Shoulder System

The Solar® Bipolar component consists of three pre-assembled pieces: a cobalt chromium shell, UHMWPE insert and locking ring. Used as a hemi-shoulder replacement device, the Solar® Bipolar is intended to articulate directly with the anatomic glenoid. The bi-rotational nature of the Bipolar head offers potentially less wear on the acromion and the glenoid due to decreased friction and a reduction in loading forces to both of these structures.

Indications for the Bipolar include: proximal humeral fracture and/or dislocation; painful, disabling joint disease of the shoulder resulting from degenerative arthritis, rheumatoid arthritis, or post-traumatic arthritis; and aseptic necrosis of the humeral head. The Solar® Bipolar should be used in cementless applications and as a hemi-shoulder system.

Bipolar Exclusive Features:

- Pre-assembled outer shell and insert
- Clinically established patented locking mechanism based on UHR® Hip Bipolar technology
- Dual radius head design addresses broad patient population
- Simple, user friendly instrumentation





22mm Head Trial



Bipolar Head Trial

Sizing Range of Bipolar Heads

| Item | Implant Catalog # | Trial Catalog # |
|-----------------------------------|-------------------|-----------------|
| 22mm Bipolar Modular Head + 0 NK | 5080-2200 | 5180-2200 |
| 22mm Bipolar Modular Head + 2 NK | 5080-2202 | 5180-2202 |
| 22mm Bipolar Modular Head + 4 NK | 5080-2204 | 5180-2204 |
| 40mm Bipolar Head | 5081-4000 | 5181-4000 |
| 45mm Bipolar Head | 5081-4500 | 5181-4500 |
| 50mm Bipolar Head | 5081-5000 | 5181-5000 |
| 55mm Bipolar Head | 5081-5500 | 5181-5500 |
| Bipolar Dedicated Instrumentation | Catalog # | |
| 22mm Bipolar Head Impactor | 5180-0020 | |
| Bipolar Head Removal Tool | 5180-0050 | |



The 22mm head is seated with the Head Impactor

Instrumentation for the



Shoulder Retractors




| Catalog No. | Descriptions | Catalog No. | Descriptions |
|-------------|------------------------|-------------|-----------------------------|
| 5900-4000 | Hohmann, Blunt | 5900-4008 | Darrach – Large |
| 5900-4001 | Blunt Bone Hook | 5900-4009 | Fukuda – Large |
| 5900-4002 | Richardson – 30 x 29mm | 5900-4010 | Fukuda – Small |
| 5900-4003 | Richardson – 37 x 37mm | 5900-4011 | Anterior Glenoid Retractor |
| 5900-4004 | Richardson – 47 x 21mm | 5900-4025 | Posterior Glenoid Retractor |
| 5900-4005 | Curette, 3mm | 5900-4013 | Adson Retractor |
| 5900-4006 | Darrach – Small | 5900-4014 | Gelpi Retractor |
| 5900-4007 | Darrach – Medium | 5900-4026 | Lamina Spreader |

Solar[®] Total Shoulder

One of the key factors for successful, reproducible joint arthroplasty has always been carefully designed instrumentation. The Solar[®] Total Shoulder has an extensive yet reliable and simple instrument system. The system includes humeral instruments that provide proper and reproducible cuts, the ability to

size and trial with progressive broaches and reamers, and humeral head trials for soft tissue balancing. A simple and efficient quick release design facilitates the broaching and cylindrical reaming procedure. Solar[®] glenoid instruments have been designed to compensate for the difficult exposure of the glenoid fossa. Glenoid drill

guides allow for the proper location of the fixation pegs and are used in conjunction with various drills. A fixed angle spherical reamer is used to prepare the glenoid surface. Sizing templates and glenoid trials which function for range of motion confirmation add to the completeness of this system.



Solar® Linked Semi-Const

Humeral component advantages:

- Anterior offset helps to recreate the natural anatomy of the joint
- Lateral / medial fins help resist rotational forces on humeral component
- Provides maximum contact in the epicondylar regions of the humerus where highest quality bone is present
- Designed to conserve the greatest amount of bone possible

Ulnar component advantages:

- Designed to help recreate the normal carrying angle of the elbow
- Anterior fin helps resist rotational forces on ulnar component

Solar® Elbow Benefits:

- Humeral and ulnar components are anatomically designed to duplicate the functional motion of the normal elbow joint
- The Solar® Elbow can achieve functional ROM with full extension and flexion up to 140° with approximately 7° of laxity in the varus/valgus plane during supination and pronation
- Bone conserving humeral and ulnar designs are manufactured of titanium alloy
- The Solar® Elbow can be implanted as separate humeral and ulnar components or preassembled as one piece
- User friendly instrumentation is designed to give the surgeon consistent, reproducible results

All three sizes of ulnar components are completely interchangeable with both humeral component sizes



rained Elbow System



Solar® Total Elbow Implant Catalog Numbers

| Catalog # | Item | Stem Length (mm) |
|-----------|---|------------------|
| 5005-002R | Standard Right Humeral Assembly | 79 |
| 5005-003R | Large Right Humeral Assembly | 89 |
| 5005-002L | Standard Left Humeral Assembly | 79 |
| 5005-003L | Large Left Humeral Assembly | 89 |
| 5005-012R | Standard Right Long Stem Humeral Assembly | 152 |
| 5005-013R | Large Right Long Stem Humeral Assembly | 152 |
| 5005-012L | Standard Left Long Stem Humeral Assembly | 152 |
| 5005-013L | Large Left Long Stem Humeral Assembly | 152 |
| 5005-102R | Small Right Ulnar Component | 50 |
| 5005-202R | Standard Right Ulnar Component | 55 |
| 5005-302R | Large Right Ulnar Component | 63 |
| 5005-102L | Small Left Ulnar Component | 50 |
| 5005-202L | Standard Left Ulnar Component | 55 |
| 5005-302L | Large Left Ulnar Component | 63 |
| 5005-2035 | Standard Humeral Bearing/Bushing Kit | |
| 5005-3035 | Large Humeral Bearing/Bushing Kit | |

The Solar® Total Elbow was designed to recreate the joint anatomy and optimize fixation. The Solar® Total Elbow prosthesis incorporates design features which help restore the normal center of rotation of the elbow joint. Indications for use include rheumatoid, traumatic, and degenerative arthritis.

Joint Replacements

Trauma

Spine

Micro Implants

Orthobiologics

Instruments

Interventional Pain

Navigation

Endoscopy

Communications

Patient Handling Equipment

EMS Equipment

325 Corporate Drive
Mahwah, NJ 07430
t: 201 831 5000

www.stryker.com

The information presented in this brochure is intended to demonstrate the breadth of Stryker product offerings. Always refer to the package insert, product label and/or user instructions before using any Stryker product. Products may not be available in all markets. Product availability is subject to the regulatory or medical practices that govern individual markets. Please contact your Stryker representative if you have questions about the availability of Stryker products in your area.

Products referenced with [™] designation are trademarks of Stryker.
Products referenced with [®] designation are registered trademarks of Stryker.

Literature Number: LSTSB Rev. # 1
GC/GS 1.5m 06/04

Copyright © 2004 Stryker
Printed in USA